

Signify Classified - Internal
Cooper Lighting Solutions Photometric Lab
1121 Highway 74 South
Peachtree City, GA 30269



Scaled data based on original data using
LM-79-08 Approved Method: Electrical and Photometric Measurements of Solid-
State Lighting Products

Test Report Prepared for
Cooper Lighting Solutions
(formerly Eaton)

Brand: McGRAW-EDISON

Report Number: P437774

Luminaire Tested: **ISC-SA1E-830-U-T3**

Issue Date: 12/9/2020

Test Information

Test Method: LM-79-08
Report Number: P437774
TEST IS SCALED FROM IESNA LM-79-08 TEST DATA (G3-2011-074-8)
Test Lab: INNOVATION CENTER
Issue Date: 12/9/2020
Manufacturer: COOPER LIGHTING SOLUTIONS (FORMERLY EATON)
Product Line: McGRAW-EDISON
Catalog Number: ISC-SA1E-830-U-T3
Description: IMPACT ELITE LED CYLINDER LUMINAIRE
(1) 80 CRI, 3000K, 1050mA LIGHTSQUARE WITH 16 LEDS AND TYPE III OPTICS
Light Source: -
Ballast/Driver: ELECTRONIC DRIVER

Summary

Lumens per Lamp: N/A
Luminaire Lumens: 5697 lumens
Efficiency: N/A
Efficacy: 97.9 lumens/watt
Luminous Opening: Rectangular (W 0.5' x L: 0.5' x H: 0')
IES Classification: Type III - Medium
BUG Rating: B1 - U0 - G2

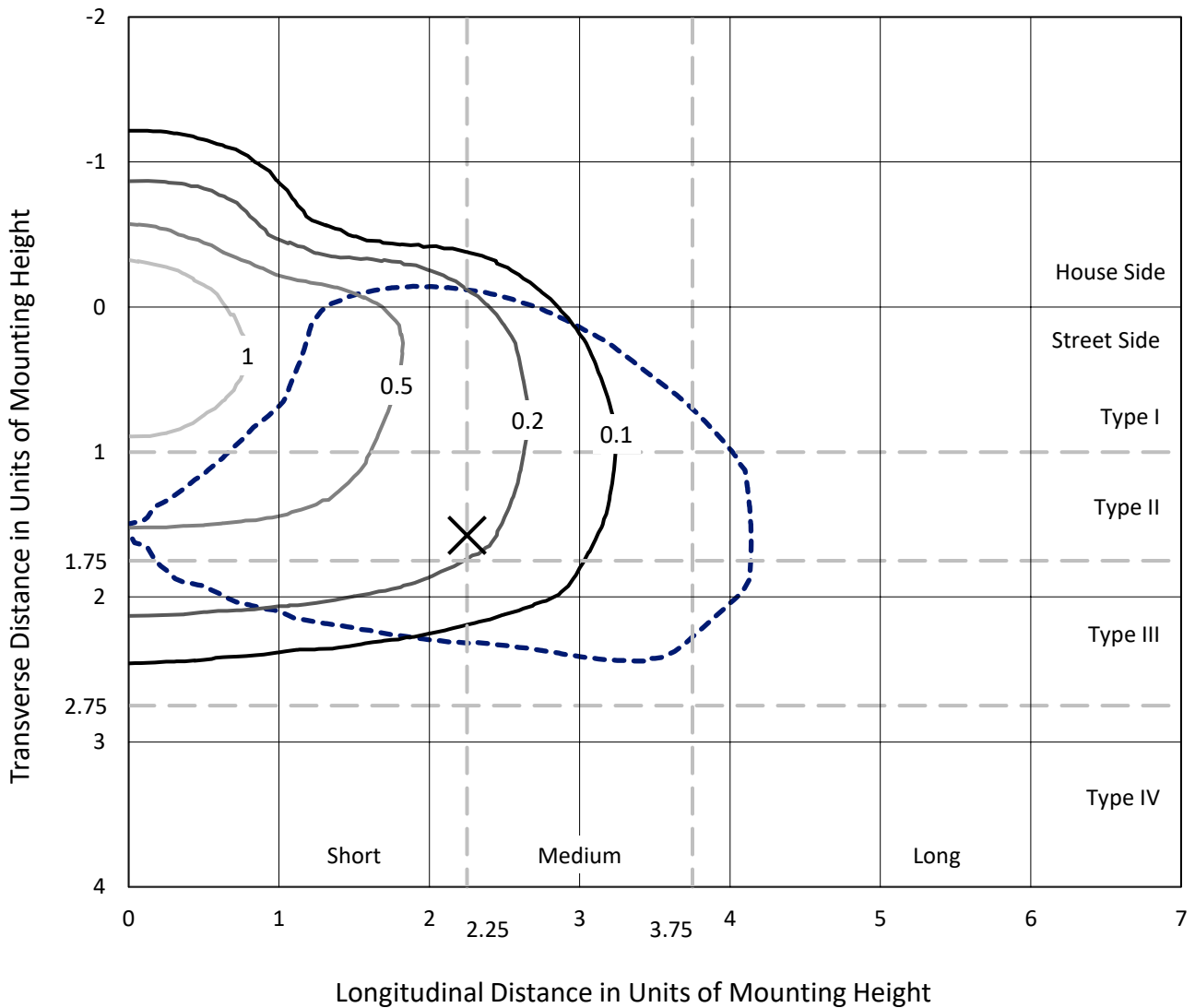
Input Watts (W): 58.2
Input Voltage (V): NR
Input Current (Ain): NR
Voltage Rise (V): NR
Power Factor: NR
Total Harmonic Distortion (THDi): NR
Frequency (hertz): 60
Stabilization Time: NR
Operation Time: NR
Ambient Temperature (°C): NR
Test Distance: 28.75 FT



REPORT NUMBER: P437774
 CATALOG NUMBER: ISC-SA1E-830-U-T3

Iso-Footcandle Lines of Horizontal Illumination

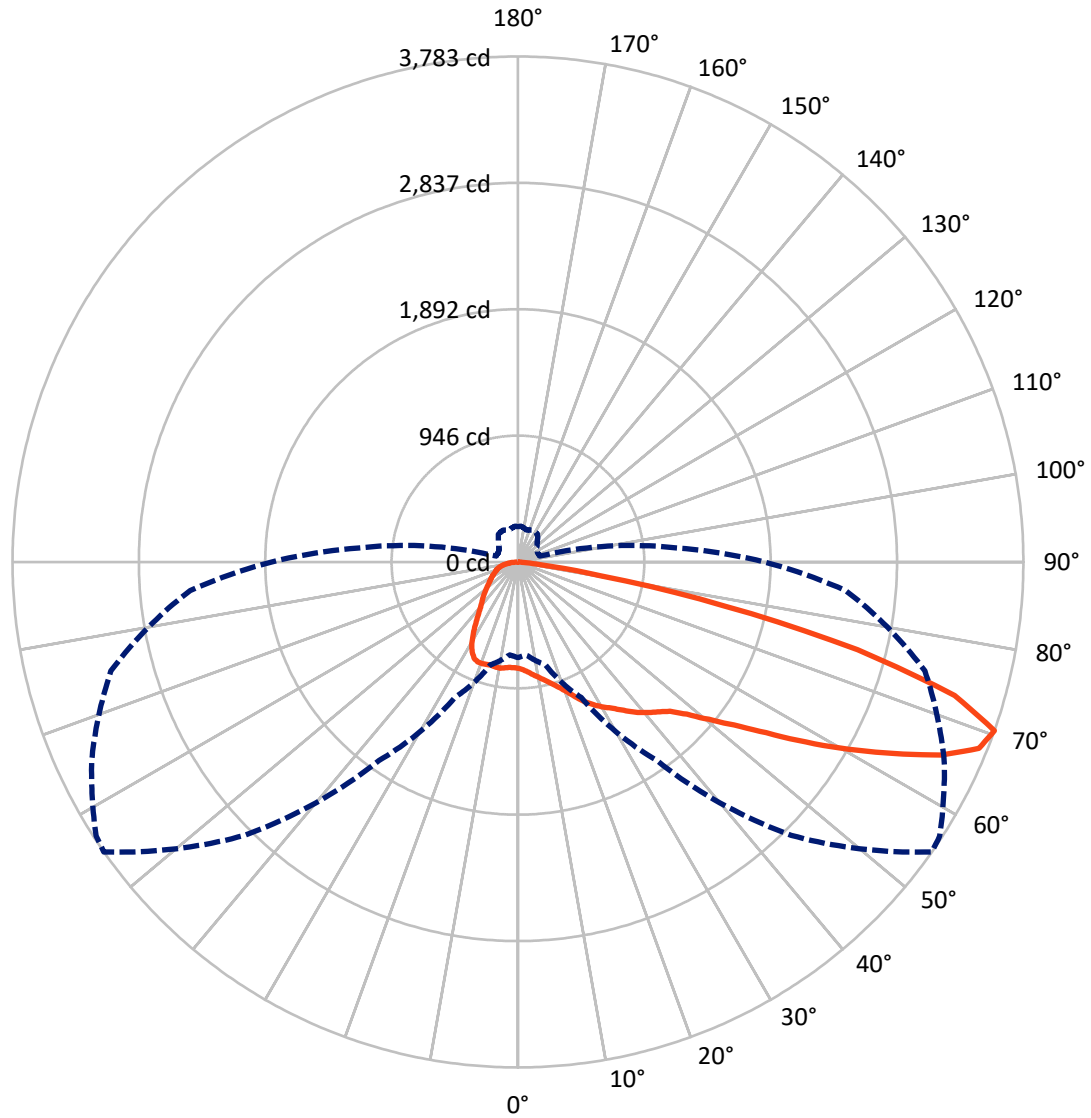
✕ Max cd
 - - - 1/2 Max cd



Based on 25 foot mounting height. Maximum calculated value = 1.4 fc
 Type III - Medium - N/A

REPORT NUMBER: P437774
CATALOG NUMBER: ISC-SA1E-830-U-T3

Luminous Intensity Polar Plot



— Vertical Plane Through 55-Deg Lateral - - - Horizontal Cone Through 70-Deg Vertical

REPORT NUMBER: P437774
 CATALOG NUMBER: ISC-SA1E-830-U-T3

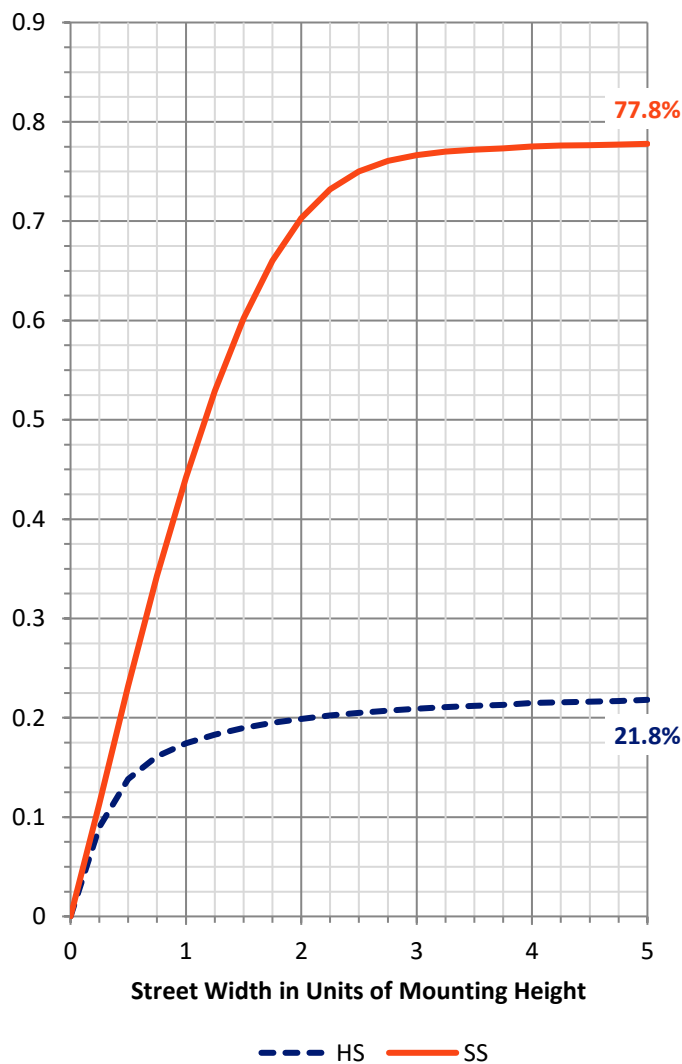
FLUX DISTRIBUTION:

		Downward	Upward	Total
House Side	Lumens	1260.1	0.0	1260.1
	% Fixture	22.1	0.0	22.1
Street Side	Lumens	4436.9	0.0	4436.9
	% Fixture	77.9	0.0	77.9
Total	Lumens	5697.0	0.0	5697.0
	% Fixture	100.0	0.0	100.0

ZONAL LUMENS:

Zone	Lumens	% Fixture
0°-10°	78.4	1.4
10°-20°	249.4	4.4
20°-30°	433.7	7.6
30°-40°	611.4	10.7
40°-50°	810.3	14.2
50°-60°	1180.5	20.7
60°-70°	1473.2	25.9
70°-80°	784.6	13.8
80°-90°	75.6	1.3
90°-100°	0.0	0.0
100°-110°	0.0	0.0
110°-120°	0.0	0.0
120°-130°	0.0	0.0
130°-140°	0.0	0.0
140°-150°	0.0	0.0
150°-160°	0.0	0.0
160°-170°	0.0	0.0
170°-180°	0.0	0.0
0°-90°	5697.0	100.0
0°-180°	5697.0	100.0

Coefficient of Utilization



REPORT NUMBER: P437774

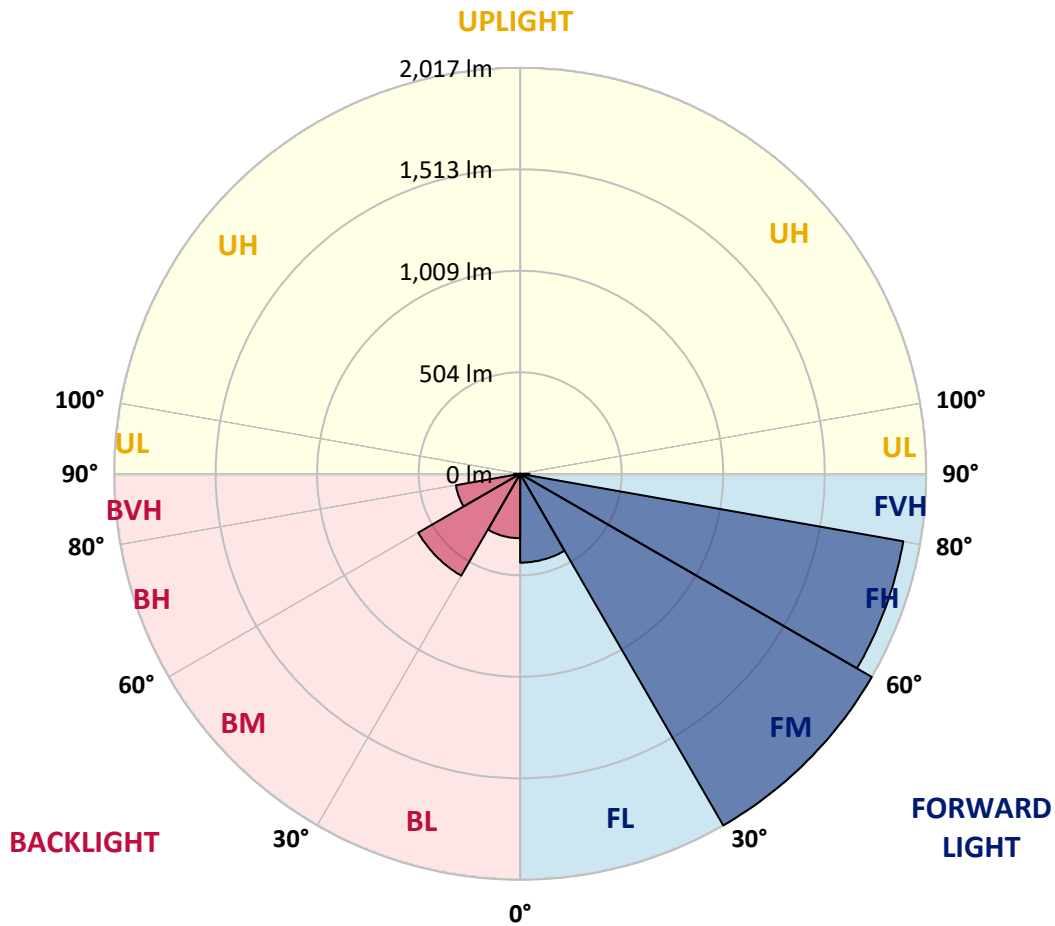
CATALOG NUMBER: ISC-SA1E-830-U-T3

LUMINAIRE CLASSIFICATION SYSTEM LUMEN TABLE AND BUG RATING:

Zone	Lumens	% Fixture	Zone Rating/Lumen Limit		
			B	U	G
FL (0°-30°)	441.3	7.7			
FM (30°-60°)	2017.5	35.4			
FH (60°-80°)	1933.0	33.9			G2/5000
FVH (80°-90°)	45.1	0.8			G1/100
BL (0°-30°)	320.2	5.6	B1/500		
BM (30°-60°)	584.7	10.3	B1/1000		
BH (60°-80°)	324.7	5.7	B1/500		G1/500
BVH (80°-90°)	30.5	0.5			G1/100
UL (90°-100°)	0.0	0.0		U0/0	
UH (100°-180°)	0.0	0.0		U0/0	

BUG Rating: B1-U0-G2

Type III Medium





REPORT NUMBER: P437774

CATALOG NUMBER: ISC-SA1E-830-U-T3

CANDELA DISTRIBUTION (FULL):

	0°	5°	15°	25°	35°	45°	55°	57°	65°	75°	85°
0°	795.6	795.6	795.6	795.6	795.6	795.6	795.6	795.6	795.6	795.6	795.6
2.5°	822.3	820.2	820.2	818.2	816.1	814.1	810.0	805.9	805.9	801.8	801.8
5°	842.8	838.7	840.7	838.7	838.7	834.6	828.4	828.4	826.4	816.1	807.9
7.5°	863.3	861.2	861.2	863.3	861.2	857.1	855.1	853.0	844.8	832.5	820.2
10°	892.0	892.0	892.0	889.9	889.9	885.8	879.7	879.7	869.4	855.1	840.7
12.5°	935.0	933.0	930.9	930.9	924.8	916.6	910.4	910.4	904.3	881.7	863.3
15°	984.3	978.1	974.0	974.0	965.8	951.4	945.3	947.3	941.2	914.5	887.9
17.5°	1033.5	1033.5	1029.4	1019.1	1008.9	998.6	984.3	988.4	982.2	955.6	920.7
20°	1078.6	1074.5	1074.5	1068.3	1054.0	1041.7	1033.5	1031.4	1027.3	998.6	957.6
22.5°	1127.8	1125.7	1119.6	1115.5	1105.2	1099.1	1095.0	1095.0	1078.6	1039.6	986.3
25°	1187.3	1185.2	1185.2	1168.8	1160.6	1150.4	1156.5	1150.4	1142.1	1084.7	1017.1
27.5°	1246.7	1246.7	1244.7	1236.5	1213.9	1207.8	1211.9	1207.8	1205.7	1127.8	1045.8
30°	1310.3	1308.2	1302.1	1300.0	1277.5	1261.1	1259.0	1250.8	1250.8	1166.8	1066.3
32.5°	1363.6	1361.6	1365.7	1357.5	1343.1	1320.5	1306.2	1306.2	1291.8	1205.7	1090.9
35°	1412.8	1416.9	1416.9	1412.8	1400.5	1378.0	1363.6	1367.7	1347.2	1240.6	1121.6
37.5°	1468.2	1464.1	1457.9	1453.8	1437.4	1427.2	1427.2	1431.3	1400.5	1277.5	1162.7
40°	1480.5	1490.7	1505.1	1488.7	1480.5	1478.4	1482.5	1472.3	1441.5	1334.9	1232.4
42.5°	1505.1	1513.3	1540.0	1533.8	1527.7	1533.8	1533.8	1519.4	1505.1	1412.8	1326.7
45°	1566.6	1581.0	1601.5	1603.5	1601.5	1611.7	1593.3	1591.2	1589.2	1525.6	1453.8
47.5°	1634.3	1650.7	1697.8	1691.7	1714.2	1734.8	1701.9	1699.9	1706.0	1675.3	1615.8
50°	1714.2	1730.7	1790.1	1812.7	1874.2	1911.1	1851.6	1825.0	1868.0	1866.0	1820.9
52.5°	1806.5	1827.0	1868.0	1946.0	2050.5	2089.5	2025.9	2003.4	2054.6	2079.2	2038.2
55°	1870.1	1886.5	1950.1	2071.0	2241.2	2292.5	2255.6	2235.1	2290.5	2311.0	2267.9
57.5°	1892.6	1896.7	1991.1	2181.8	2417.6	2548.8	2542.7	2528.3	2505.8	2557.0	2544.7
60°	1853.7	1876.2	1997.2	2231.0	2575.5	2823.6	2846.1	2813.3	2784.6	2796.9	2755.9
62.5°	1802.4	1820.9	1948.0	2237.1	2682.1	3071.7	3155.8	3118.9	3047.1	3014.3	2917.9
65°	1622.0	1622.0	1747.1	2112.1	2663.6	3274.7	3481.8	3418.2	3287.0	3170.1	2911.8
67.5°	1240.6	1234.4	1355.4	1734.8	2403.2	3295.2	3721.7	3688.9	3477.7	3229.6	2796.9
70°	715.6	697.2	797.7	1119.6	1814.7	2893.3	3783.2	3764.8	3520.8	3153.7	2462.7
72.5°	248.1	264.5	330.1	475.7	998.6	2083.3	3418.2	3457.2	3315.7	2864.6	1978.8
75°	129.2	129.2	151.7	207.1	422.4	1074.5	2626.7	2747.7	2778.5	2397.1	1412.8
77.5°	94.3	96.4	108.7	133.3	201.0	412.2	1576.9	1691.7	1923.4	1650.7	816.1
80°	63.6	65.6	77.9	88.2	123.0	159.9	629.5	691.0	953.5	738.2	315.8
82.5°	47.2	49.2	49.2	51.3	67.7	73.8	166.1	205.1	328.1	219.4	112.8
85°	10.3	10.3	20.5	20.5	20.5	20.5	36.9	41.0	61.5	65.6	36.9
87.5°	0.0	0.0	0.0	0.0	2.1	2.1	4.1	4.1	4.1	6.2	6.2
90°	0.0	0.0	0.0	0.0	0.0	0.0	0.0	0.0	0.0	0.0	0.0



REPORT NUMBER: P437774
 CATALOG NUMBER: ISC-SA1E-830-U-T3

CANDELA DISTRIBUTION (continued):

	90°	95°	105°	115°	125°	135°	145°	155°	165°	175°	180°
0°	795.6	795.6	795.6	795.6	795.6	795.6	795.6	795.6	795.6	795.6	795.6
2.5°	799.7	797.7	795.6	793.6	791.5	789.5	787.4	789.5	789.5	793.6	795.6
5°	805.9	799.7	797.7	793.6	791.5	791.5	791.5	793.6	795.6	797.7	799.7
7.5°	816.1	814.1	807.9	799.7	797.7	797.7	793.6	793.6	793.6	797.7	797.7
10°	834.6	828.4	820.2	812.0	805.9	793.6	783.3	775.1	779.2	785.4	785.4
12.5°	855.1	844.8	834.6	820.2	803.8	783.3	773.1	775.1	775.1	781.3	783.3
15°	881.7	873.5	851.0	826.4	797.7	781.3	777.2	773.1	773.1	777.2	781.3
17.5°	910.4	896.1	867.4	830.5	801.8	783.3	775.1	758.7	750.5	748.4	752.5
20°	937.1	920.7	881.7	834.6	805.9	781.3	752.5	725.9	705.4	701.3	697.2
22.5°	959.7	939.1	892.0	842.8	805.9	760.7	711.5	672.6	643.9	635.7	639.8
25°	984.3	953.5	904.3	851.0	791.5	719.7	652.1	604.9	576.2	563.9	563.9
27.5°	1004.8	974.0	916.6	844.8	754.6	664.4	586.5	539.3	516.7	504.4	502.4
30°	1023.2	990.4	941.2	826.4	701.3	588.5	520.8	488.0	473.7	459.3	461.4
32.5°	1047.8	1019.1	959.7	787.4	629.5	518.8	467.5	451.1	436.8	426.5	430.6
35°	1082.7	1066.3	965.8	738.2	555.7	469.6	434.7	416.3	404.0	389.6	389.6
37.5°	1131.9	1117.5	945.3	664.4	490.1	432.7	408.1	383.5	362.9	346.5	342.4
40°	1191.4	1170.9	910.4	582.4	438.8	408.1	385.5	354.7	326.0	303.5	299.4
42.5°	1285.7	1226.2	859.2	498.3	401.9	387.6	356.8	317.8	289.1	272.7	268.6
45°	1386.2	1289.8	785.4	426.5	373.2	362.9	328.1	289.1	268.6	256.3	254.3
47.5°	1513.3	1359.5	715.6	373.2	340.4	338.3	297.3	272.7	256.3	248.1	246.1
50°	1681.4	1447.7	645.9	332.2	311.7	305.5	283.0	262.5	250.2	244.0	242.0
52.5°	1876.2	1550.2	590.6	301.4	285.0	280.9	274.8	258.4	250.2	244.0	242.0
55°	2060.8	1656.8	531.1	272.7	262.5	266.6	270.7	258.4	252.2	248.1	244.0
57.5°	2263.8	1747.1	463.4	250.2	244.0	254.3	266.6	260.4	256.3	250.2	248.1
60°	2388.9	1810.6	373.2	229.7	229.7	244.0	260.4	256.3	248.1	248.1	248.1
62.5°	2444.2	1800.4	295.3	209.2	213.3	231.7	250.2	246.1	239.9	250.2	250.2
65°	2372.5	1683.5	239.9	190.7	196.9	215.3	239.9	239.9	239.9	256.3	256.3
67.5°	2185.9	1507.1	196.9	174.3	180.4	203.0	239.9	254.3	252.2	270.7	270.7
70°	1845.5	1195.5	170.2	162.0	170.2	203.0	254.3	262.5	248.1	268.6	264.5
72.5°	1406.7	834.6	151.7	149.7	159.9	196.9	256.3	252.2	233.8	239.9	233.8
75°	924.8	506.5	133.3	137.4	141.5	174.3	244.0	235.8	213.3	209.2	205.1
77.5°	508.5	254.3	116.9	123.0	123.0	147.6	221.5	203.0	184.5	174.3	170.2
80°	203.0	129.2	102.5	108.7	100.5	118.9	166.1	157.9	141.5	133.3	129.2
82.5°	92.3	71.8	86.1	90.2	75.9	88.2	123.0	118.9	106.6	92.3	88.2
85°	34.9	41.0	65.6	61.5	53.3	51.3	69.7	63.6	51.3	41.0	41.0
87.5°	4.1	8.2	16.4	22.6	12.3	8.2	4.1	2.1	2.1	0.0	0.0
90°	0.0	0.0	0.0	0.0	0.0	0.0	0.0	0.0	0.0	0.0	0.0

Cooper Lighting Solutions Photometric Lab
1121 Highway 74 South
Peachtree City, GA 30269



LM-79-2019: Approved Method: Electrical and Photometric Measurements of Solid-State Lighting Products

Report Prepared for

Cooper Lighting Solutions

MCGRAW EDISON

Report Number: SP1-2408-195-9

Test Date: 08/07/2024

Luminaire Tested: GALN-SB1A-830-U-5WQ

Data in this report applies to families of products including GALN-SB1A-830-U-5WQ.

Test Information

Test Method: LM-79-2019
 Report Number: SP1-2408-195-9
 Test Lab: COOPER LIGHTING SOLUTIONS
 Photometer: SP1 - 76IN SPHERE
 Measurement Geometry: 4π
 Issue Date: 08/07/2024
 Manufacturer: COOPER LIGHTING SOLUTIONS
 Product Line: MCGRAW EDISON
 Catalog Number: **GALN-SB1A-830-U-5WQ**
 Description: GALLEON AREA AND ROADWAY LUMINAIRE. (1) 80 CRI, 3000K, 350MA HIGH DENSITY LIGHTSQUARE WITH 26 LEDS AND TYPE V WIDE OPTICS

Spectral Parameters

CCT (K): 3050
 CIE u': 0.2476
 CIE v': 0.5251
 Duv: 0.0034
 CIE x: 0.4383
 CIE y: 0.4131
 CIE z: 0.1487
 Peak Wavelength (nm): 603
 Dominant Wavelength (nm): 581
 Purity: 55.55201
 Rf: 81.5
 Rg: 99.2

CRI (Ra):	81.0		
R1:	79.6	R9:	7.1
R2:	85.6	R10:	67.0
R3:	92.0	R11:	82.7
R4:	82.6	R12:	63.2
R5:	78.9	R13:	80.3
R6:	81.7	R14:	95.0
R7:	85.2	R15:	71.7
R8:	62.0		



Test Conditions

Stabilization Time: 20M
 Operation Time: 1H 20M
 Sphere Temperature (°C): 24.2

REPORT NUMBER: SP1-2408-195-9

Measurement and Test Equipment			
Instrument	Identification Number	Calibration Date	Calibration Due Date
Photometer	IN0058	6/18/2024	12/18/2024
Power Meter	INXT2011004	2/8/2024	2/8/2025
AC Power Source	IN0063	10/24/2023	10/24/2024
DC Power Source	IN0208	10/24/2023	10/24/2024
Sphere Thermometer	IN0085	10/24/2023	10/24/2024
Room Thermometer	IN0046	10/24/2023	10/24/2024

REPORT NUMBER: SP1-2408-195-9

CIE 1931 Chromaticity Diagram



CIE 1931 Chromaticity Diagram with 2017 ANSI 7-Step and 4-Step Quadrangles



Point lies inside the ANSI 3000K 4-step quadrangle

REPORT NUMBER: SP1-2408-195-9

Photopic Flux vs. Wavelength



Photopic Lumens: NR

λ (nm)	Power W [^] /nm	Lumens (ϕ /nm)	λ (nm)	Power W [^] /nm	Lumens (ϕ /nm)	λ (nm)	Power W [^] /nm	Lumens (ϕ /nm)	λ (nm)	Power W [^] /nm	Lumens (ϕ /nm)	λ (nm)	Power W [^] /nm	Lumens (ϕ /nm)
360	0	NR	490	168	NR	620	940	NR	750	35	NR	880	1	NR
365	0	NR	495	233	NR	625	897	NR	755	30	NR	885	1	NR
370	0	NR	500	300	NR	630	847	NR	760	26	NR	890	1	NR
375	0	NR	505	372	NR	635	790	NR	765	22	NR	895	1	NR
380	0	NR	510	430	NR	640	730	NR	770	19	NR	900	1	NR
385	0	NR	515	483	NR	645	668	NR	775	16	NR	905	1	NR
390	0	NR	520	524	NR	650	605	NR	780	14	NR	910	0	NR
395	2	NR	525	555	NR	655	545	NR	785	12	NR	915	0	NR
400	4	NR	530	581	NR	660	485	NR	790	10	NR	920	0	NR
405	7	NR	535	604	NR	665	430	NR	795	9	NR	925	0	NR
410	17	NR	540	623	NR	670	378	NR	800	8	NR	930	0	NR
415	34	NR	545	645	NR	675	331	NR	805	7	NR	935	0	NR
420	68	NR	550	667	NR	680	290	NR	810	6	NR	940	0	NR
425	128	NR	555	693	NR	685	251	NR	815	5	NR	945	0	NR
430	214	NR	560	719	NR	690	218	NR	820	4	NR	950	0	NR
435	339	NR	565	754	NR	695	188	NR	825	4	NR	955	0	NR
440	507	NR	570	791	NR	700	162	NR	830	3	NR	960	0	NR
445	573	NR	575	830	NR	705	139	NR	835	3	NR	965	0	NR
450	356	NR	580	873	NR	710	119	NR	840	3	NR	970	0	NR
455	217	NR	585	913	NR	715	102	NR	845	2	NR	975	0	NR
460	168	NR	590	948	NR	720	88	NR	850	2	NR	980	0	NR
465	113	NR	595	974	NR	725	76	NR	855	2	NR	985	0	NR
470	85	NR	600	994	NR	730	65	NR	860	1	NR	990	0	NR
475	85	NR	605	998	NR	735	55	NR	865	1	NR	995	0	NR
480	94	NR	610	994	NR	740	47	NR	870	1	NR	1000	0	NR
485	120	NR	615	973	NR	745	41	NR	875	1	NR			

REPORT NUMBER: SP1-2408-195-9

Scotopic Flux vs. Wavelength



Scotopic Lumens: NR

S/P: 1.27

λ (nm)	Power W [^] /nm	Lumens (ϕ /nm)	λ (nm)	Power W [^] /nm	Lumens (ϕ /nm)	λ (nm)	Power W [^] /nm	Lumens (ϕ /nm)	λ (nm)	Power W [^] /nm	Lumens (ϕ /nm)	λ (nm)	Power W [^] /nm	Lumens (ϕ /nm)
360	0	NR	490	168	NR	620	940	NR	750	35	NR	880	1	NR
365	0	NR	495	233	NR	625	897	NR	755	30	NR	885	1	NR
370	0	NR	500	300	NR	630	847	NR	760	26	NR	890	1	NR
375	0	NR	505	372	NR	635	790	NR	765	22	NR	895	1	NR
380	0	NR	510	430	NR	640	730	NR	770	19	NR	900	1	NR
385	0	NR	515	483	NR	645	668	NR	775	16	NR	905	1	NR
390	0	NR	520	524	NR	650	605	NR	780	14	NR	910	0	NR
395	2	NR	525	555	NR	655	545	NR	785	12	NR	915	0	NR
400	4	NR	530	581	NR	660	485	NR	790	10	NR	920	0	NR
405	7	NR	535	604	NR	665	430	NR	795	9	NR	925	0	NR
410	17	NR	540	623	NR	670	378	NR	800	8	NR	930	0	NR
415	34	NR	545	645	NR	675	331	NR	805	7	NR	935	0	NR
420	68	NR	550	667	NR	680	290	NR	810	6	NR	940	0	NR
425	128	NR	555	693	NR	685	251	NR	815	5	NR	945	0	NR
430	214	NR	560	719	NR	690	218	NR	820	4	NR	950	0	NR
435	339	NR	565	754	NR	695	188	NR	825	4	NR	955	0	NR
440	507	NR	570	791	NR	700	162	NR	830	3	NR	960	0	NR
445	573	NR	575	830	NR	705	139	NR	835	3	NR	965	0	NR
450	356	NR	580	873	NR	710	119	NR	840	3	NR	970	0	NR
455	217	NR	585	913	NR	715	102	NR	845	2	NR	975	0	NR
460	168	NR	590	948	NR	720	88	NR	850	2	NR	980	0	NR
465	113	NR	595	974	NR	725	76	NR	855	2	NR	985	0	NR
470	85	NR	600	994	NR	730	65	NR	860	1	NR	990	0	NR
475	85	NR	605	998	NR	735	55	NR	865	1	NR	995	0	NR
480	94	NR	610	994	NR	740	47	NR	870	1	NR	1000	0	NR
485	120	NR	615	973	NR	745	41	NR	875	1	NR			

REPORT NUMBER: SP1-2408-195-9

Melanopic Flux vs. Wavelength



Melanopic Lumens: NR

M/P: 2.32

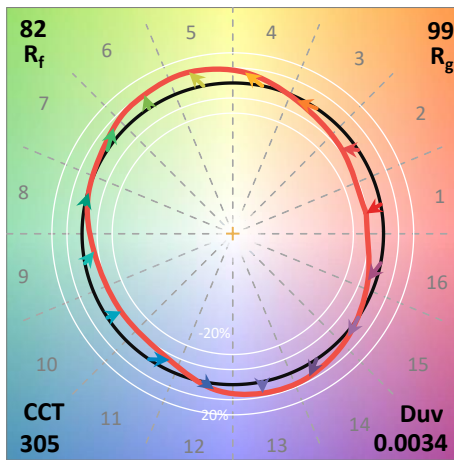
λ (nm)	Power W [^] /nm	Lumens (φ/nm)	λ (nm)	Power W [^] /nm	Lumens (φ/nm)	λ (nm)	Power W [^] /nm	Lumens (φ/nm)	λ (nm)	Power W [^] /nm	Lumens (φ/nm)	λ (nm)	Power W [^] /nm	Lumens (φ/nm)
360	0	NR	490	168	NR	620	940	NR	750	35	NR	880	1	NR
365	0	NR	495	233	NR	625	897	NR	755	30	NR	885	1	NR
370	0	NR	500	300	NR	630	847	NR	760	26	NR	890	1	NR
375	0	NR	505	372	NR	635	790	NR	765	22	NR	895	1	NR
380	0	NR	510	430	NR	640	730	NR	770	19	NR	900	1	NR
385	0	NR	515	483	NR	645	668	NR	775	16	NR	905	1	NR
390	0	NR	520	524	NR	650	605	NR	780	14	NR	910	0	NR
395	2	NR	525	555	NR	655	545	NR	785	12	NR	915	0	NR
400	4	NR	530	581	NR	660	485	NR	790	10	NR	920	0	NR
405	7	NR	535	604	NR	665	430	NR	795	9	NR	925	0	NR
410	17	NR	540	623	NR	670	378	NR	800	8	NR	930	0	NR
415	34	NR	545	645	NR	675	331	NR	805	7	NR	935	0	NR
420	68	NR	550	667	NR	680	290	NR	810	6	NR	940	0	NR
425	128	NR	555	693	NR	685	251	NR	815	5	NR	945	0	NR
430	214	NR	560	719	NR	690	218	NR	820	4	NR	950	0	NR
435	339	NR	565	754	NR	695	188	NR	825	4	NR	955	0	NR
440	507	NR	570	791	NR	700	162	NR	830	3	NR	960	0	NR
445	573	NR	575	830	NR	705	139	NR	835	3	NR	965	0	NR
450	356	NR	580	873	NR	710	119	NR	840	3	NR	970	0	NR
455	217	NR	585	913	NR	715	102	NR	845	2	NR	975	0	NR
460	168	NR	590	948	NR	720	88	NR	850	2	NR	980	0	NR
465	113	NR	595	974	NR	725	76	NR	855	2	NR	985	0	NR
470	85	NR	600	994	NR	730	65	NR	860	1	NR	990	0	NR
475	85	NR	605	998	NR	735	55	NR	865	1	NR	995	0	NR
480	94	NR	610	994	NR	740	47	NR	870	1	NR	1000	0	NR
485	120	NR	615	973	NR	745	41	NR	875	1	NR			

Summary

$R_f = 81.5$
 $R_g = 99.2$
 $CIE R_a = 81.0$
 $R_9 = 7.1$



Color Vector Graphics



Individual Sample Fidelity Index ($R_{f,i}$)

CES01 = 86	CES26 = 74	CES51 = 89	CES76 = 70
CES02 = 63	CES27 = 88	CES52 = 92	CES77 = 86
CES03 = 31	CES28 = 89	CES53 = 81	CES78 = 72
CES04 = 70	CES29 = 67	CES54 = 87	CES79 = 90
CES05 = 50	CES30 = 68	CES55 = 85	CES80 = 88
CES06 = 51	CES31 = 71	CES56 = 78	CES81 = 78
CES07 = 42	CES32 = 70	CES57 = 76	CES82 = 95
CES08 = 41	CES33 = 71	CES58 = 78	CES83 = 90
CES09 = 29	CES34 = 82	CES59 = 92	CES84 = 94
CES10 = 76	CES35 = 90	CES60 = 95	CES85 = 86
CES11 = 59	CES36 = 93	CES61 = 93	CES86 = 72
CES12 = 65	CES37 = 87	CES62 = 83	CES87 = 85
CES13 = 43	CES38 = 75	CES63 = 77	CES88 = 83
CES14 = 74	CES39 = 94	CES64 = 83	CES89 = 75
CES15 = 71	CES40 = 89	CES65 = 77	CES90 = 81
CES16 = 47	CES41 = 85	CES66 = 80	CES91 = 96
CES17 = 50	CES42 = 86	CES67 = 79	CES92 = 73
CES18 = 56	CES43 = 81	CES68 = 84	CES93 = 84
CES19 = 72	CES44 = 99	CES69 = 91	CES94 = 64
CES20 = 66	CES45 = 87	CES70 = 78	CES95 = 80
CES21 = 87	CES46 = 82	CES71 = 76	CES96 = 84
CES22 = 79	CES47 = 77	CES72 = 92	CES97 = 87
CES23 = 92	CES48 = 71	CES73 = 71	CES98 = 81
CES24 = 91	CES49 = 81	CES74 = 93	CES99 = 74
CES25 = 72	CES50 = 89	CES75 = 74	



Color Rendition by Hue-Angle Bin



Measure Comparisons



(END OF REPORT)